

Pre-Crisis Cross-Border Liquidity Management, Funding Conditions, and Practices

Linda S. Goldberg

Federal Reserve Bank of New York

The views expressed are those of the presenter and do not necessarily reflect the views of the Federal Reserve Bank of New York or the Federal Reserve System.

Liquidity management in global banks

- Banks organized operations and managed liquidity globally
 - “Internal capital markets”
- Evidence: Banking system experiences (US), global aggregates
- Consequences
 - for banking organizations
 - for economic activity and financial stability
- Role of official liquidity interventions
- Regulation, and interactions with other banking organization characteristics



Lessons from research on bank internal capital markets (1)

International funding flows between global banks and their branches respond to macroeconomic and risk shocks

Local Host shocks

- Stressed local banks, with local funding, contract lending.
- Foreign banks help stabilize credit provision
 - More stable credit is provided through local affiliates, compared with stressed local banks. Increased internal capital market flows (or reduced outflows) occur from parents to support branches.
 - Parents reallocate loans and liquidity across their foreign entities, if internal funds are lower cost than external borrowing.
- Local economies import some of the financial strength (or weakness), stability, and country policies of the parents of hosted branches.



Lessons from research on bank internal capital markets (2)

International funding flows respond to shocks to the parent banks

Balance sheet (idiosyncratic) shocks and home policies. If adverse,

- Stressed parent bank contracts lending at home and abroad.
 - Credit provision in home market is protected relative to foreign lending
- Pecking order in how bank credit contracts to foreign markets
 - X-border lending more volatile than lending by hosted bank branches & subs
 - Reallocation of liquidity to affiliates abroad in line with bank-specific priorities
 - Flows relatively stable to “core” investment locations, safer locations
 - Sharper adjustments for locations that are less important to parent
 - Associated transmission into local lending by those affiliates
 - Analogous patterns across locations involved in funding the parent



Policy transmission and implications

- **Monetary policy**
 - Transmitted more through x-border lending to unaffiliated banks and nonbanks, compared with through internal capital markets.
 - Transmission through global banks means home monetary policy less effective on home availability of credit, with more policy spillovers abroad
 - Bank capitalization levels reduce international spillovers of monetary policy and risk
 - Likewise international transmission of prudential policies



Policy transmission and implications

- **Liquidity provision and liquidity buffers**
 - Official sector liquidity services reduces lending contraction in home and host
 - In the crisis, US discount window and Term Auction Facility extensively used, with dollar liquidity for foreign banks obtained in US sharply reduced when CB dollar swap facilities made dollars available through own central banks.
 - Post crisis, short term liquidity effectively more expensive from Basel III LCR (9/2014, preparation from 2011/2012), money market mutual fund reforms (5/2010 rule amendments, 2014 new rules, 10/2016), FDIC deposit insurance changes (2011) on average for US banks.
 - Reg YY / Intermediate Holding Company and liquidity buffer relevant for US hosted branches of foreign banks (7/2016)

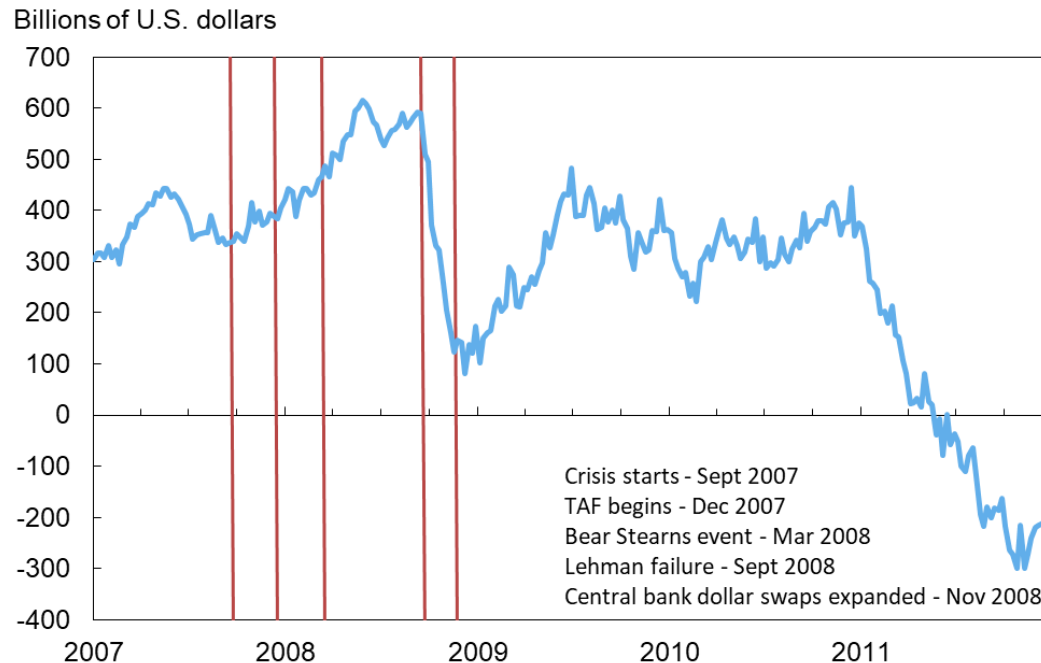


US experience with inter-affiliate transfers

See supplementary charts in appendix for additional visualizations for United States, Germany, Japan, Netherlands, Spain and United Kingdom

Lending by foreign branches in the US to their parent organizations

Internal Lending by U.S.-Based Foreign Banking Organizations to Affiliates Abroad



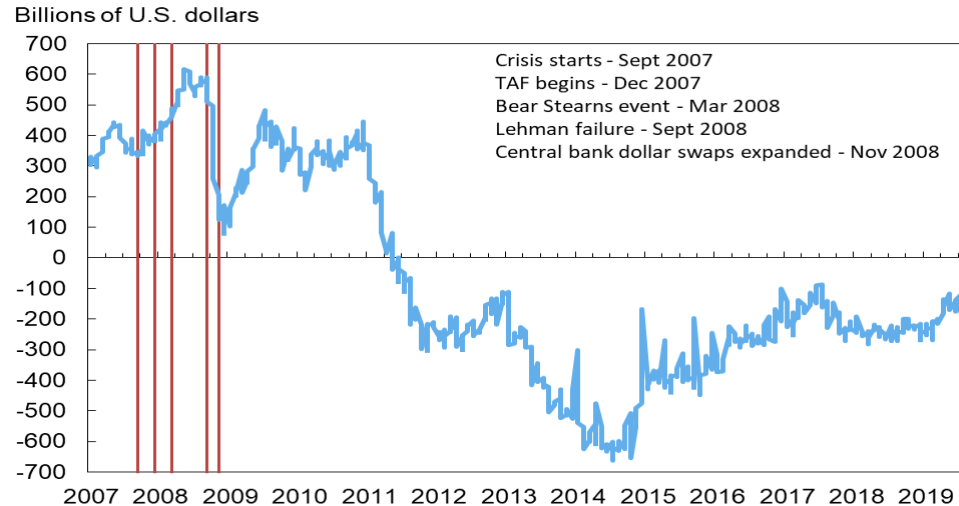
Source: Board of Governors of the Federal Reserve System, Assets and Liabilities of Commercial Banks in the United States, H.8 release. The series shown is the net amount of lending by U.S.-based foreign banking organizations to their foreign affiliates (negative of "net due to" series)

Pre-crisis , reliance on dollar-denominated runnable short-term wholesale funding from the US to fund the banks' global activities. Dollar exposures accounted for half of the growth in banks' foreign exposure 2000-2007, on balance sheet and off balance sheet.



Lending by foreign branches in the US to their parent organizations

Internal Lending by U.S.-Based Foreign Banking Organizations to Affiliates Abroad



Source: Board of Governors of the Federal Reserve System, Assets and Liabilities of Commercial Banks in the United States, H.8 release. The series shown is the next amount of lending by U.S.-based foreign banking organizations to their foreign affiliates (negative of "net due to" series)

Short term liquidity in US more costly due to: money market mutual fund reforms (5/2010 rule amendments, 2014 new rules, 10/2016), FDIC deposit insurance changes (2011), Basel III LCR (9/2014, preparation from 2011/2012), Reg YY / Intermediate Holding Company and liquidity buffer (7/2016). Regulation WW, US. LCR, was finalized in October 2014, which is applied to select FBO IHCs, but not US branch and agency networks. US NSFR rule still under proposal.

Concluding points

- Liquidity management across borders a broad practice across global banks.
- Internal capital market flows stabilize credit activity in some cases, and generate volatility in other cases.
- Central bank liquidity facilities damped adverse crisis effects, with some of the domestic liquidity provided flowing across borders through internal channels or replaced by dollar liquidity provided to central banks.
- Global liquidity management is not confined to foreign banking organizations in US, or US banks abroad.
- Pattern of flows has changed considerably post crisis, for a range of possible reasons.



Thank you.

References

- Buch, C. and L. Goldberg. 2015. International banking and liquidity risk transmission: Lessons from across countries. *IMF Economic Review*, vol. 63:3, pp. 377-410.
- Cetorelli N and L. Goldberg. 2011. Global banks and international shock transmission: Evidence from the crisis *IMF Economic Review*, vol. 59:1, pp. 41-76.
- Cetorelli N and L. Goldberg. 2012. Follow the money: Quantifying domestic effects of foreign bank shocks in the great recession. *American Economic Review*, vol. 102:3, pp. 213-218.
- Cetorelli N and L. Goldberg. 2012. Liquidity management of US global banks: Internal capital markets in the great recession. *Journal of International Economics*, vol. 88:2, pp. 299-311.
- Cetorelli N and L. Goldberg. 2012. Banking globalization and monetary transmission. *The Journal of Finance*, vol. 67:5, pp. 1811-1843.
- Cetorelli N and L. Goldberg. 2011. Global Banks and Their Internal Capital Markets during the Crisis Federal Reserve Bank of New York *Liberty Street Economics*, July 11, 2011.
- Cetorelli N and L. Goldberg. 2016. Organizational complexity and balance sheet management in global banks. Federal Reserve Bank of New York Staff Reports 772 April.
- Correa, R, L. Goldberg and T. Rice. 2015. International Banking and Liquidity Risk Transmission: Evidence from the United States. *IMF Economic Review*, vol. 63:3, pp. 626-643.
- De Haas, R. and I. van Lelyveld. 2014. Multinational banks and the global financial crisis: weathering the perfect storm? *Journal of Money Credit and Banking*, vol. 46:1, pp. 333-364.
- Frey, R. and C. Kerl. 2015. Multinational banks in the crisis: Foreign affiliate lending as a mirror of funding pressure and competition on the internal capital market. *Journal of Banking and Finance*, vol. 50:C, pp. 52-68.
- Goldberg, L. and A. Meehl. 2019. Complexity in Large U.S. Banks. FRBNY *Economic Policy Review*. forthcoming
- Holod, D. and J. Peek. 2010. Capital Constraints, Asymmetric Information, and Internal Capital Market in Banking: New Evidence. *Journal of Money, Credit and Banking*, vol. 42:5, pp. 879-906.
- Cremers, K., R. Huang, Z. Sautner. 2011. Internal Capital Markets and Corporate Politics in a Banking Group. *The Review of Financial Studies*, vol. 24:2, pp. 358-401.
- Goldberg, L. and D. Skeie. 2011. Why Did U.S. Branches of Foreign Banks Borrow at the Discount Window during the Crisis? Federal Reserve Bank of New York *Liberty Street Economics*, April 13, 2011.
- McCauley, R., A. Benetrix, P. McGuire and G. von Peter. 2017. Financial deglobalization in banking? *BIS Quarterly Review* June.
- McGuire, P. and G. von Peter. 2009. The US dollar shortage in global banking. *BIS Quarterly Review* March.
- McGuire, P. and G. von Peter. 2016. The resilience of banks' international operations. *BIS Quarterly Review* April.

US banking organizations also actively manage global liquidity

Internal Borrowing by U.S.-Chartered Banks from Related Foreign Offices

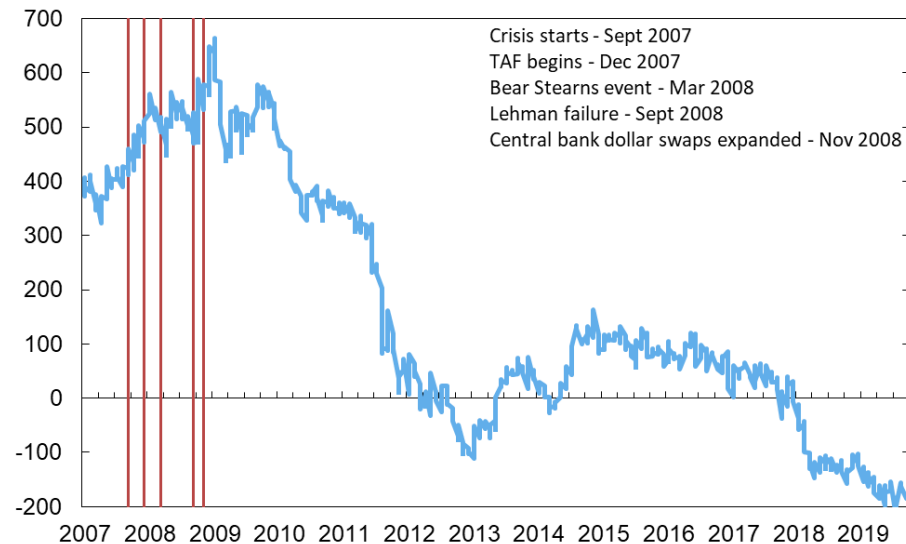
Billions of U.S. dollars



Source: Board of Governors of the Federal Reserve System, Assets and Liabilities of Commercial Banks in the United States. H.8 release. The series shown is the net amount of borrowing by U.S.-chartered banks from their related foreign offices ("net due to" series).

Internal Borrowing by U.S.-Chartered Banks from Related Foreign Offices

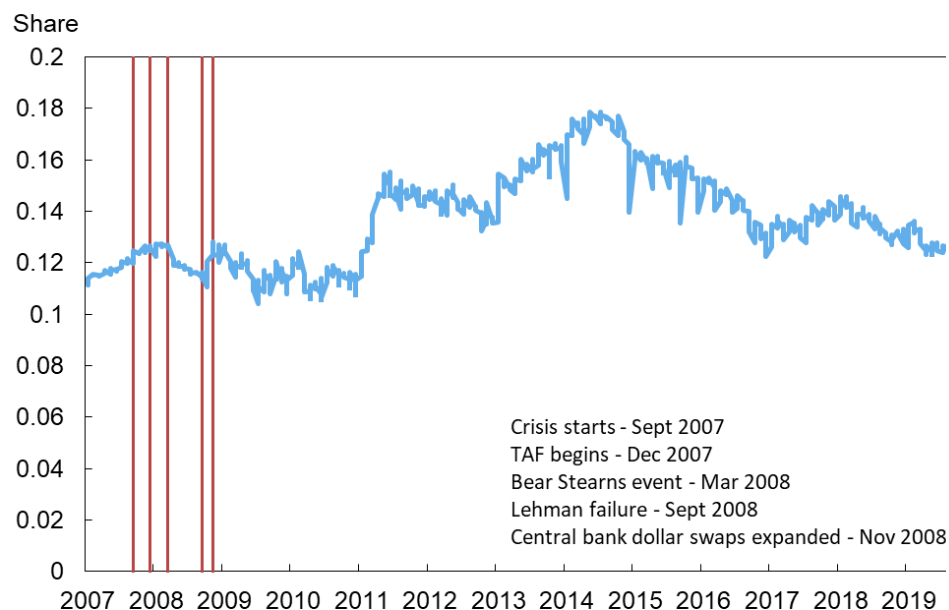
Billions of U.S. dollars



Source: Board of Governors of the Federal Reserve System, Assets and Liabilities of Commercial Banks in the United States. H.8 release. The series shown is the net amount of borrowing by U.S.-chartered banks from their related foreign offices ("net due to" series).

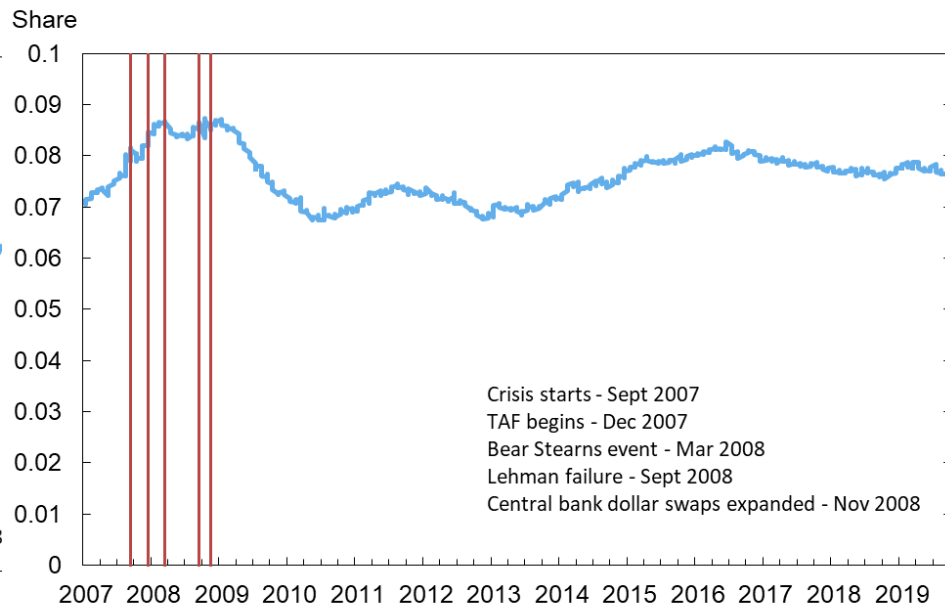
Foreign branches in US have significant assets and total loans

Assets of foreign-related institutions to assets of all commercial banks



Source: Board of Governors of the Federal Reserve System, Assets and Liabilities of Commercial Banks in the United States. H.8 release. The series shown is the assets of foreign-related institutions divided by assets of all commercial banks.

Total Loans of foreign-related institutions to Total Loans of all commercial banks



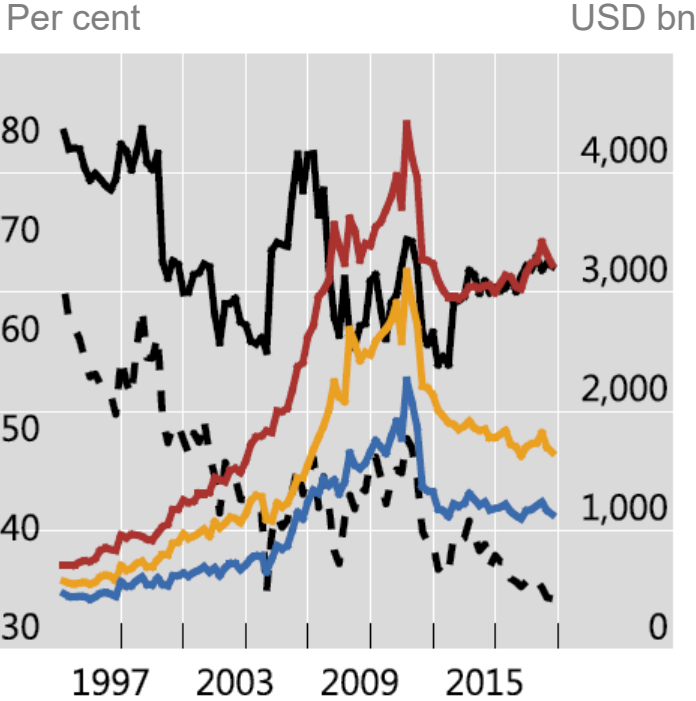
Source: Board of Governors of the Federal Reserve System, Assets and Liabilities of Commercial Banks in the United States. H.8 release. The series shown is the total loans of foreign-related institutions divided by total loans of all commercial banks



BIS data show the importance of interoffice claims and funding

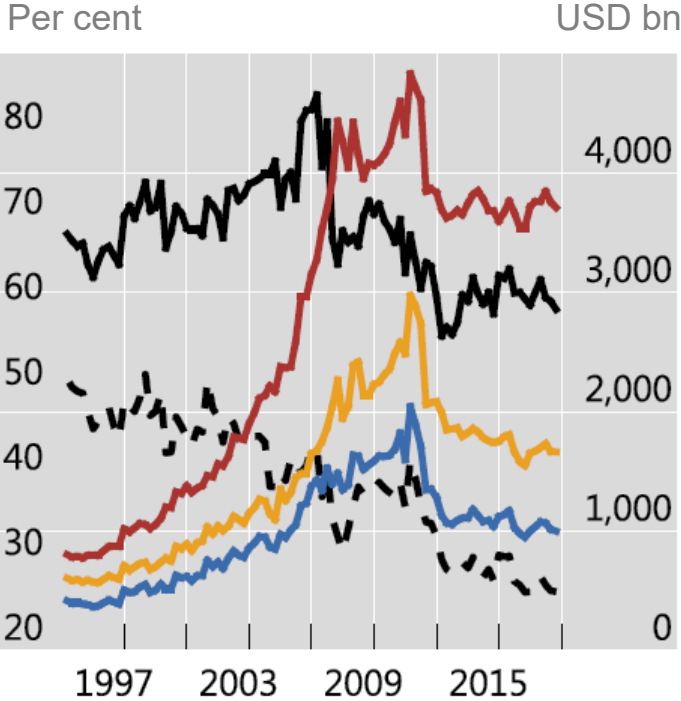
United States

Cross-border claims



- All sectors
- Interoffice
- Bank
- - Share of interoffice in all sectors
- Share of interoffice in banks

Cross-border liabilities

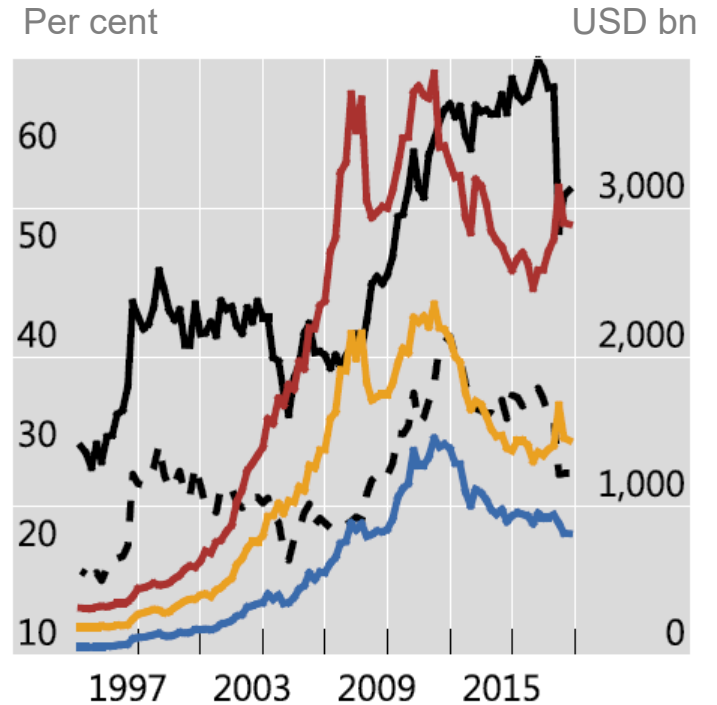
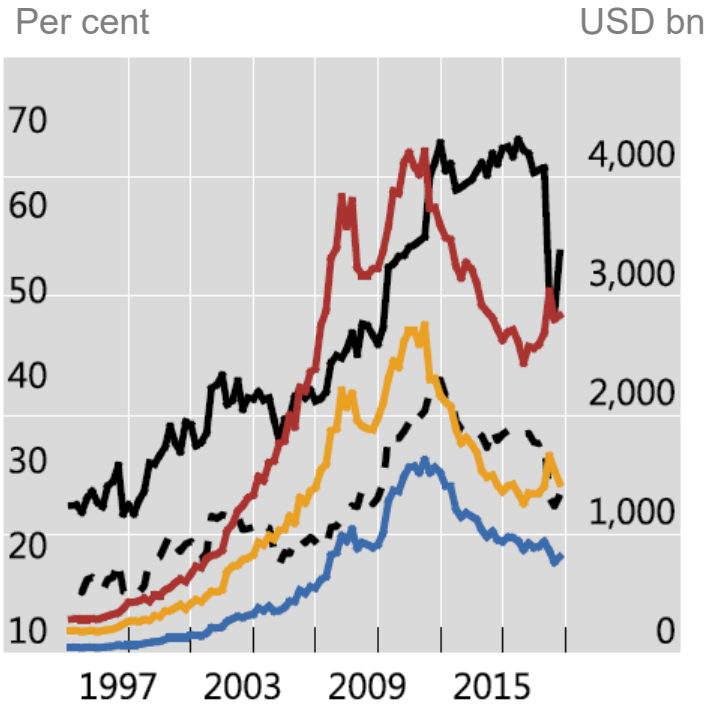


Source: BIS Locational Banking Statistics by nationality.

United Kingdom

Cross-border claims

Cross-border liabilities

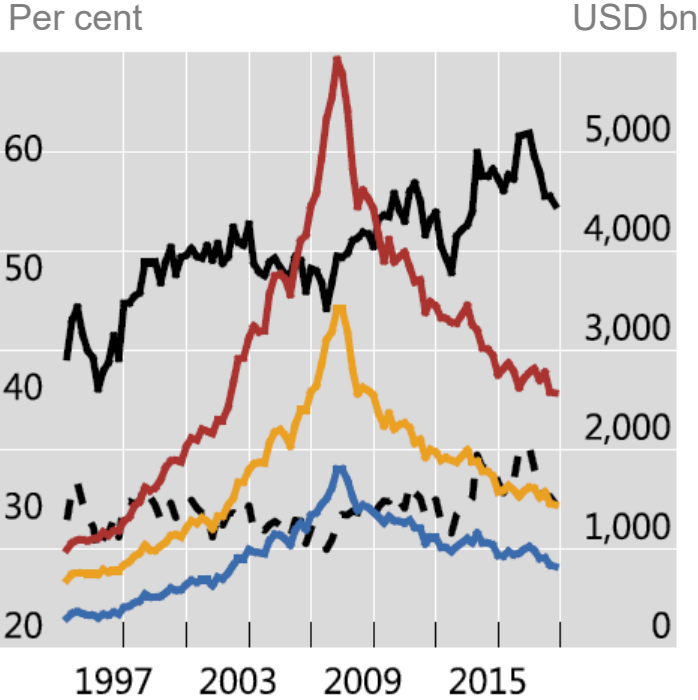


- All sectors — Interoffice — Bank
- - Share of interoffice in all sectors
- Share of interoffice in banks

Source: BIS Locational Banking Statistics by nationality.

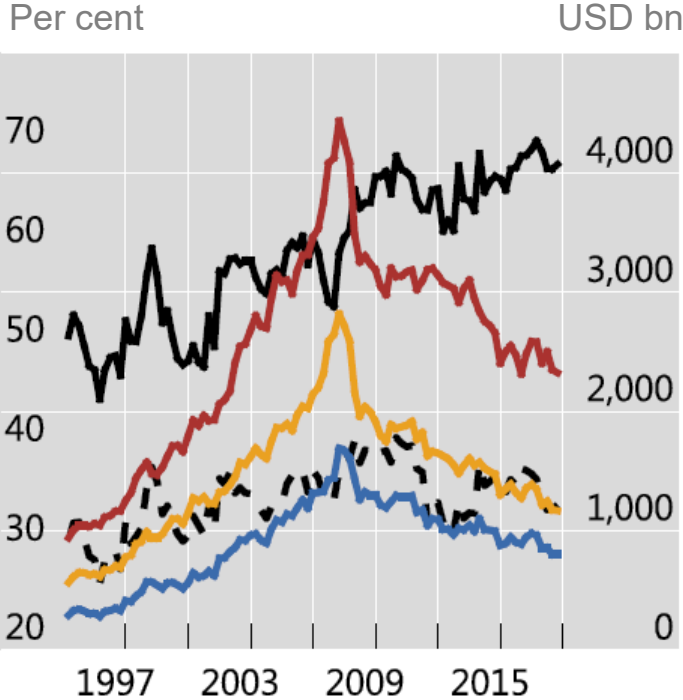
Germany

Cross-border claims



- All sectors
- Interoffice
- Bank
- - Share of interoffice in all sectors
- Share of interoffice in banks

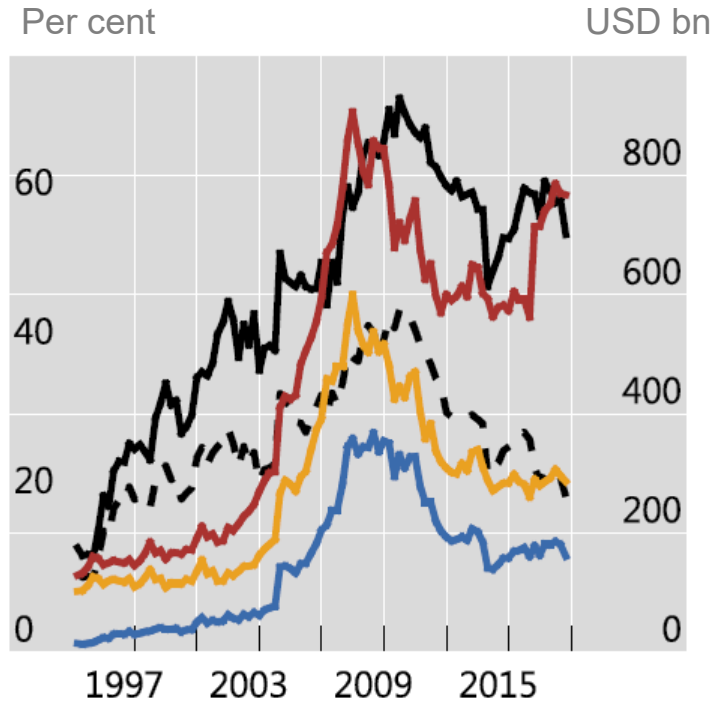
Cross-border liabilities



Source: BIS Locational Banking Statistics by nationality.

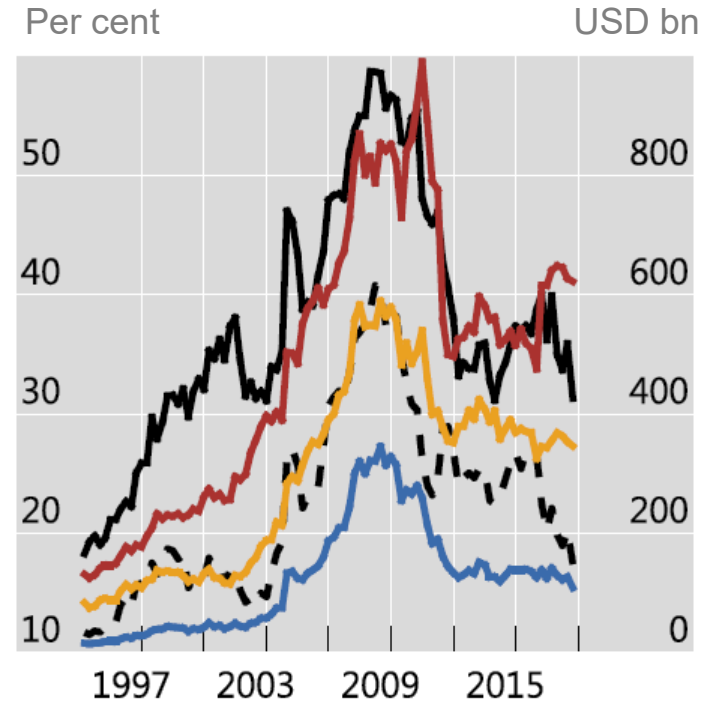
Spain

Cross-border claims



— All sectors — Interoffice — Bank
- - Share of interoffice in all sectors
— Share of interoffice in banks

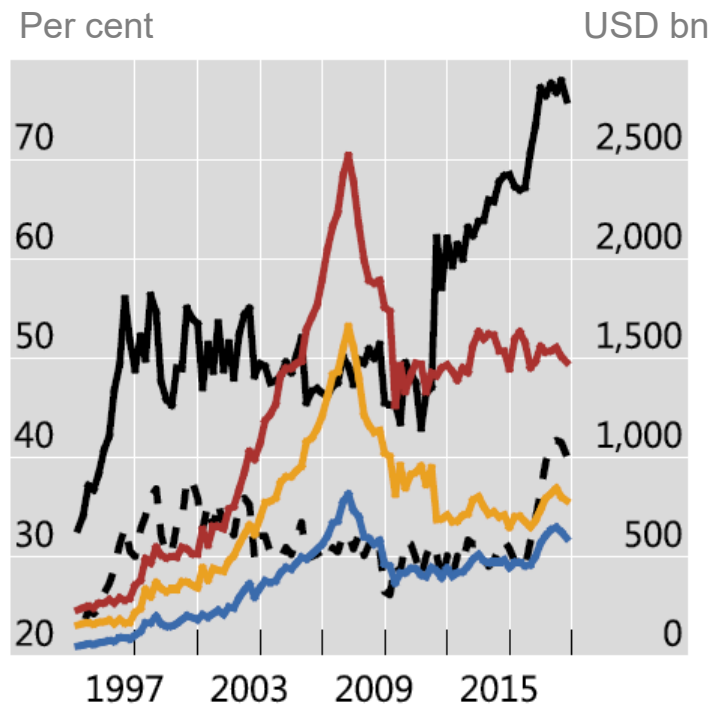
Cross-border liabilities



Source: BIS Locational Banking Statistics by nationality.

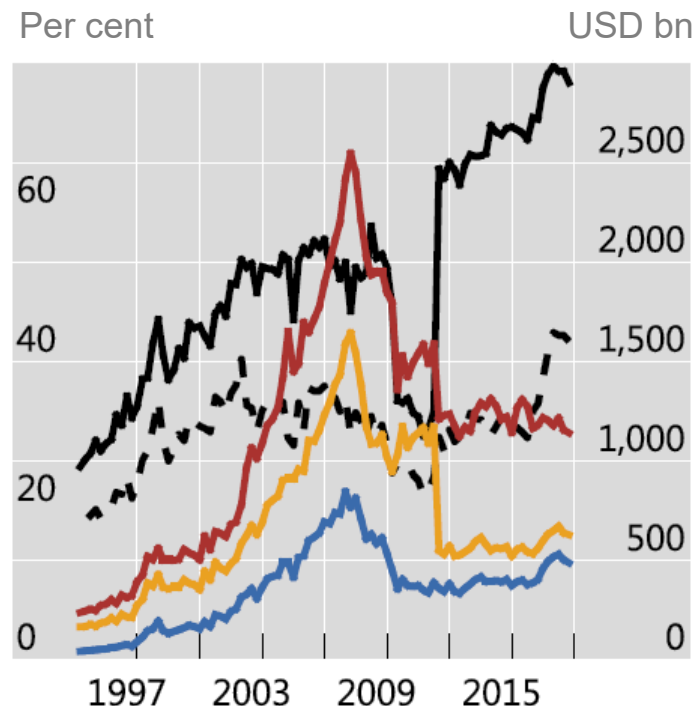
Netherlands

Cross-border claims



— All sectors — Interoffice — Bank
- - - Share of interoffice in all sectors
— Share of interoffice in banks

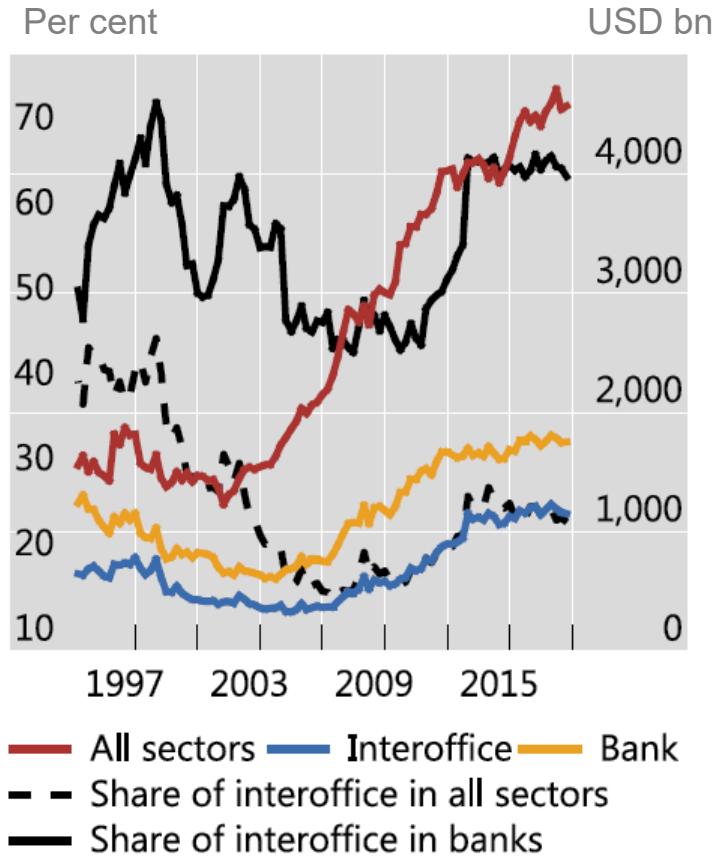
Cross-border liabilities



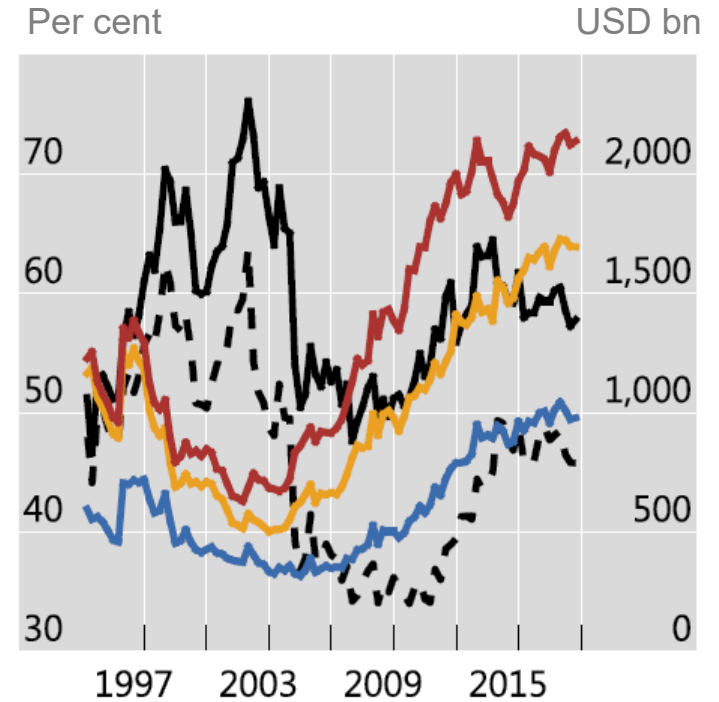
Source: BIS Locational Banking Statistics by nationality.

Japan

Cross-border claims



Cross-border liabilities



Source: BIS Locational Banking Statistics by nationality.