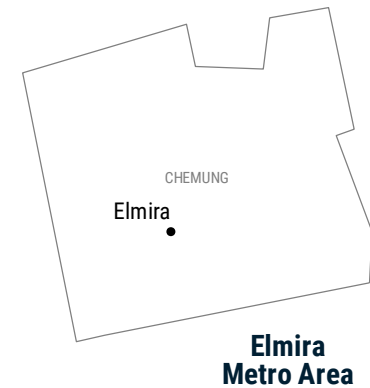


# Elmira Metro Economic Indicators

Elmira is located in the Southern Tier region of New York State near the Pennsylvania border, and the metropolitan area is home to almost 85,000 people. As in other parts of upstate New York that are dependent on manufacturing, Elmira's economy has been struggling for decades. The area has seen a significant decline in its population, and its manufacturing base has been cut in half since the 1990s. The education and health care sector has been a stabilizing force in the metropolitan area, though this and other sectors have seen little growth.



	ELMIRA	ITHACA*	BINGHAMTON*	NEW YORK STATE	USA
Population 2024	81,115	105,602	243,971	19,867,248	340,110,988
Population growth 2024, 10-year change	-7.6%	0.2%	-2.8%	-0.7%	6.5%
GDP 2023, billions	\$5	\$7	\$13	\$2,183	\$27,812
Job growth 2024, 5-year change	-5.3%	-5.3%	-3.6%	0.8%	4.7%
Median household income 2023	\$60,700	\$67,400	\$60,000	\$80,150	\$76,170
Median home price 2023	\$173,000	\$250,000	\$160,000	\$400,000	\$325,000
Population share age 25+ with BA+	25.3%	61.9%	28.4%	40.7%	36.2%

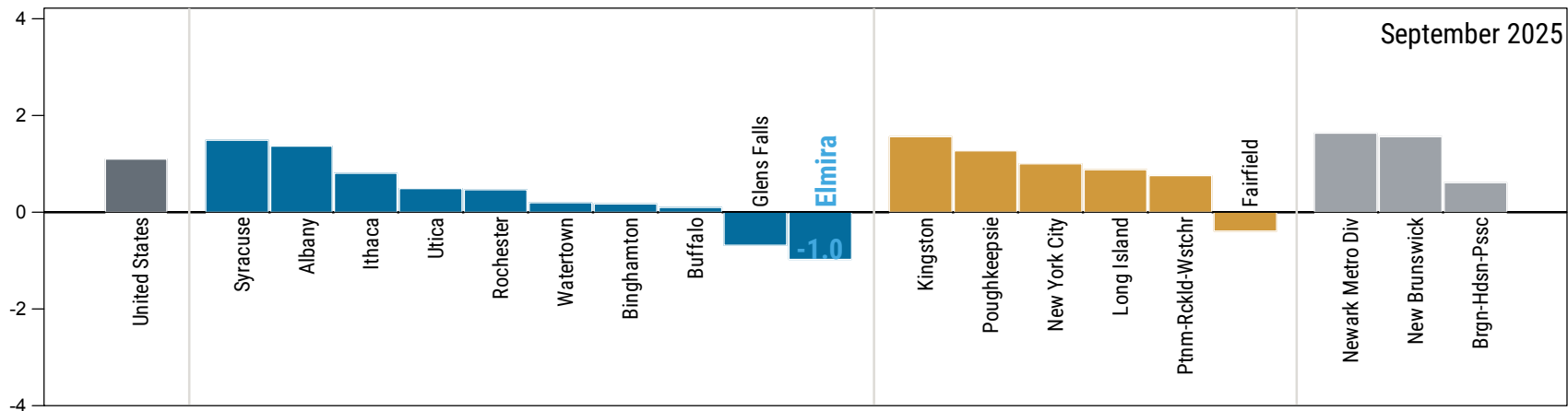
Sources: U.S. Census Bureau; U.S. Bureau of Labor Statistics; U.S. Bureau of Economic Analysis; IPUMS USA-University of Minnesota.  
Data retrieved through data.census.gov, Moody's Economy.com, or directly from source.

\*Note: These are neighboring metro areas.

# Elmira Metro Economic Indicators

## Annual Employment Change by Metro Area

Percent

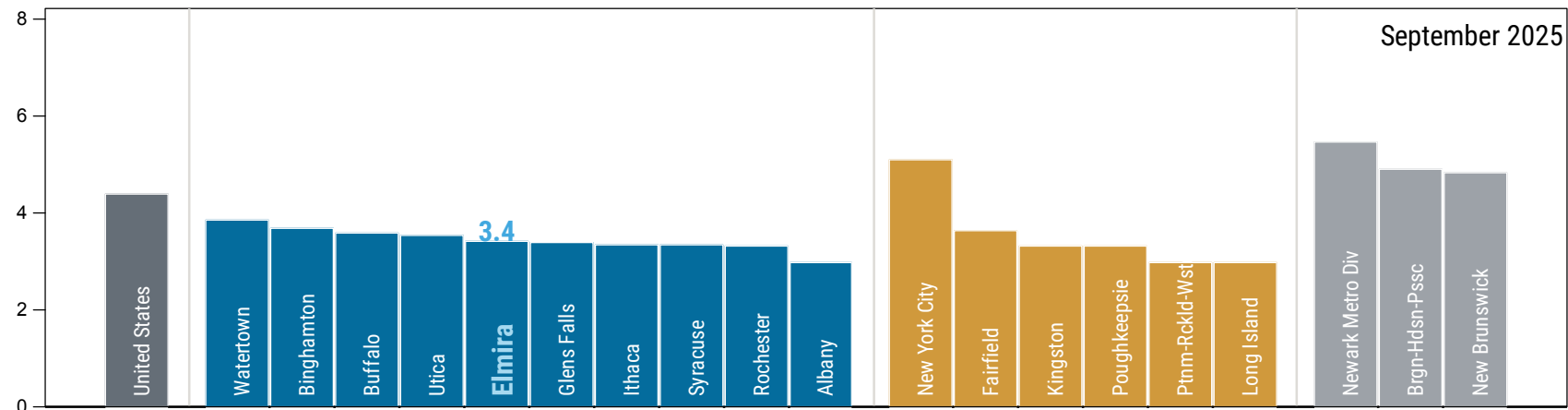


Sources: U.S. Bureau of Labor Statistics; Moody's Economy.com; NYS Department of Labor; NJ Department of Labor and Workforce Development.

Notes: Data are early benchmarked by New York Fed staff. Employment change calculated as last 12 months over previous 12 months.

## Unemployment Rate by Metro Area

Percent

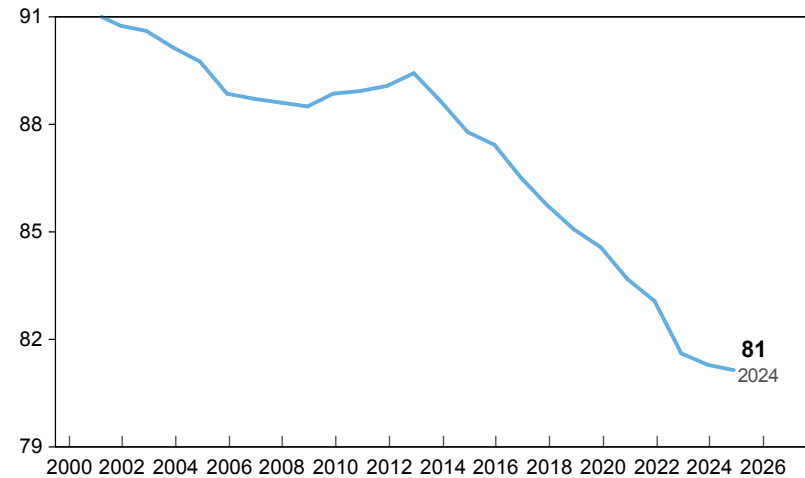


Sources: U.S. Bureau of Labor Statistics; Moody's Economy.com.

# Elmira Metro Economic Indicators

## Population

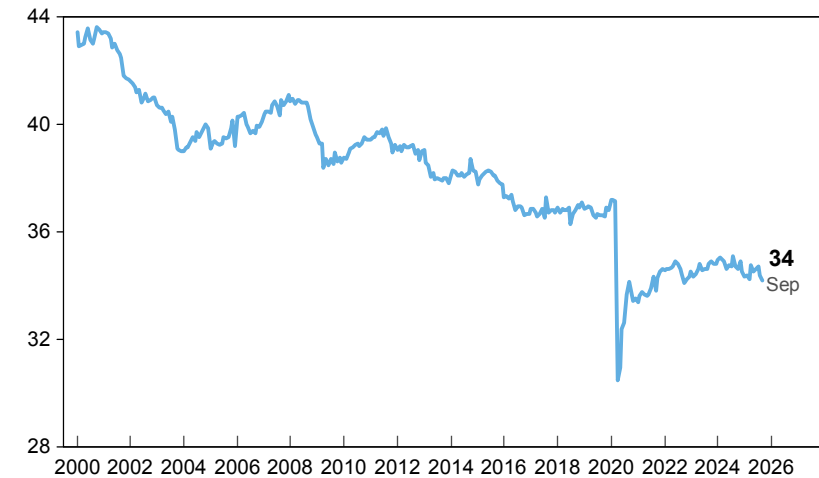
Thousands



Sources: U.S. Census Bureau; Moody's Economy.com.

## Employment

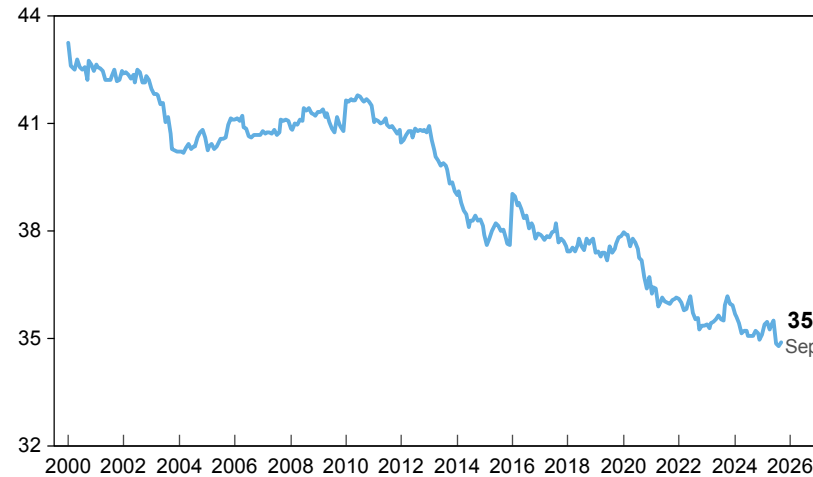
Thousands



Sources: U.S. Bureau of Labor Statistics; Moody's Economy.com; New York Fed calculations.

## Labor Force

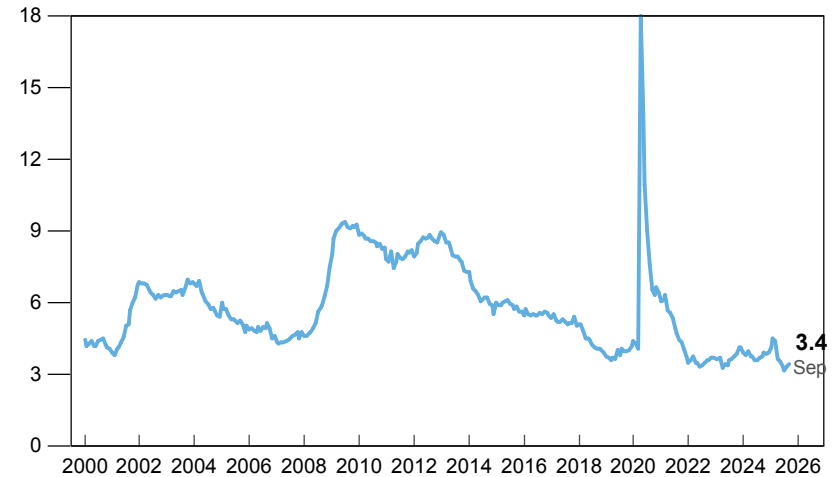
Thousands



Sources: U.S. Bureau of Labor Statistics; Moody's Economy.com.

## Unemployment Rate

Percent

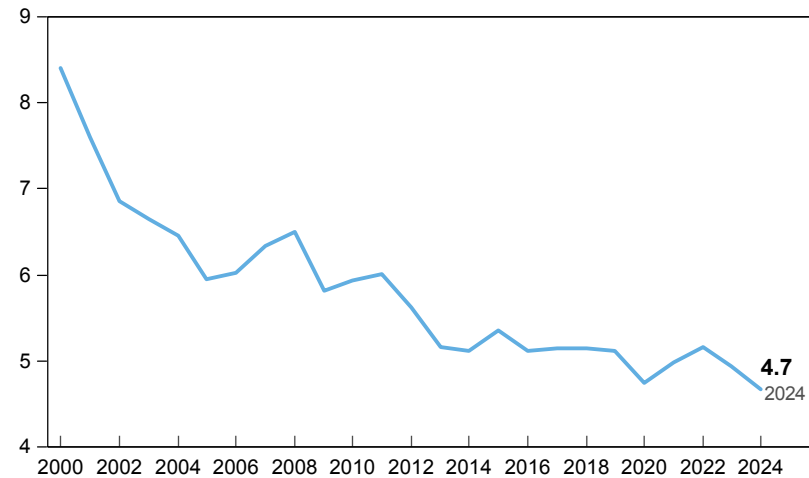


Sources: U.S. Bureau of Labor Statistics; Moody's Economy.com.

# Elmira Metro Economic Indicators

## Manufacturing Employment

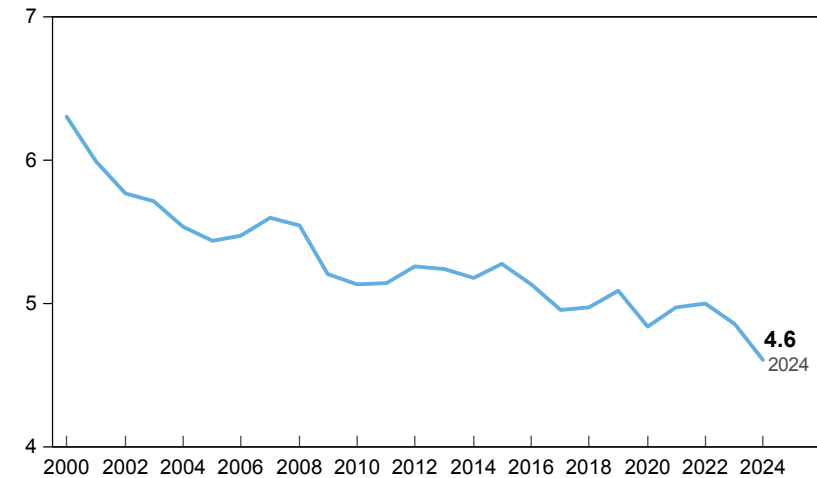
Thousands



Sources: U.S. Bureau of Labor Statistics; Moody's Economy.com.

## Retail Trade Employment

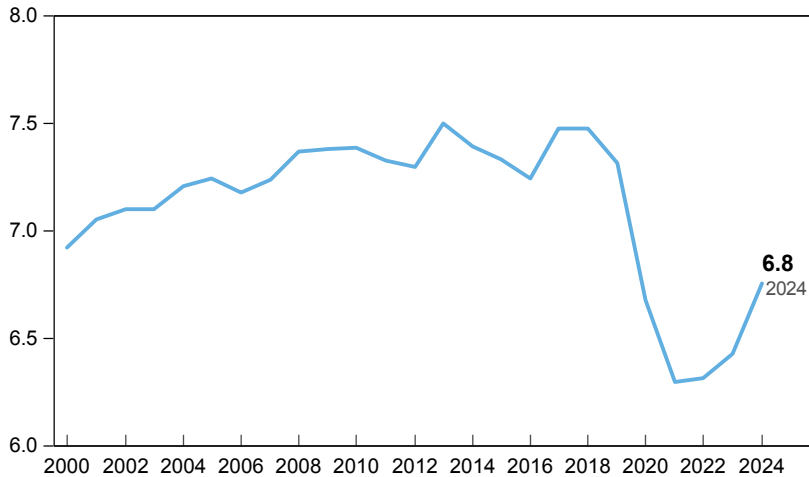
Thousands



Sources: U.S. Bureau of Labor Statistics; Moody's Economy.com.

## Education & Health Employment

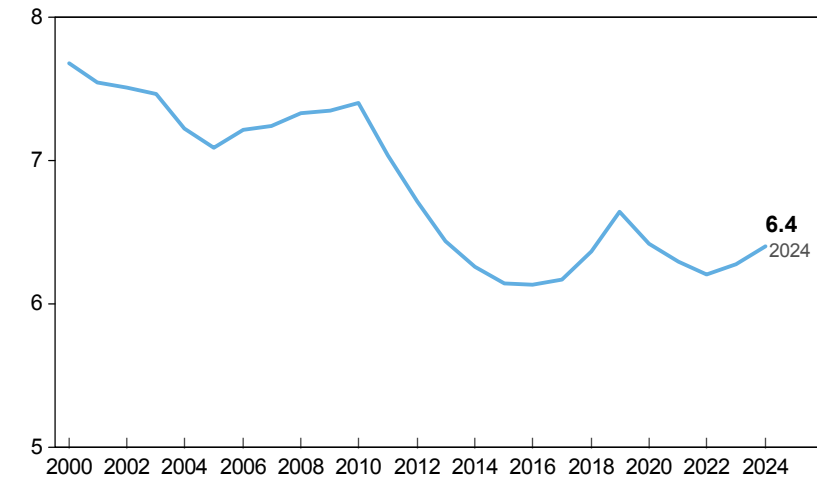
Thousands



Sources: U.S. Bureau of Labor Statistics; Moody's Economy.com.

## Government Employment

Thousands



Sources: U.S. Bureau of Labor Statistics; Moody's Economy.com.